

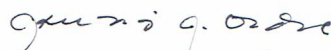
TESDA OrMin Provincial Office
STATEMENT OF CASH FLOWS
FUND 101101
As of March, 2017

Cash Flows from operating Activities		
Receipt of Notice of Cash Allocation	Php	3,634,419.50
Collection of Income/Revenue		
Receipt of Assistance and Subsidy from other NGAs, LGUs and GOCCs		
Restoration of cash for staled checks		2,900.00
Other Miscellaneous receipts		480.00
Total Cash Inflows		<u>3,637,799.50</u>
 Cash Outflows		
Replensihment of Negotiated MDS Check (for BTr)		
Remittance to National Treasury		
Payment of Expenses		4,322,916.84
Purchases of Inventories		-
Grant of Cash Advance		563,171.56
Payment of Accounts Payable		1,400.00
Total Cash Outflows		<u>4,887,488.40</u>
 Net Cash Provided by (Used in) Operating Activities		<u>(1,249,688.90)</u>
 Cash Flows from Investing Activities		-
Cash Flows from Financing Activities		-
 Increase/Decrease in Cash Equivalents		(1,249,688.90)
Cash and Cash Equivalents, January 1, 2017		22,604,335.77
Cash and Cash Equivalents, March 31, 2017	Php	<u><u>21,354,646.87</u></u>

Prepared by:


RHONA M. MARASIGAN
Administrative Officer IV

Noted by:


ASUNCION M. ORDOÑA
Provincial Director


TESDA OrMin Provincial Office
STATEMENT OF CASH FLOWS
FUND 101101
As of March, 2017

Cash Flows from operating Activities		
Receipt of Notice of Cash Allocation	Php	3,634,419.50
Collection of Income/Revenue		
Collection of Other Income		
Receipt of Assistance and Subsidy from other NGAs, LGUs and GOCCs		
Subsidy from Other NGAs		
Adjustments		
Restoration of cash for cancelled/lost/stale checks/ADA		2,900.00
Other Receipts		
Other Miscellaneous Deposit		480.00
Total Cash Inflows	Php	<u>3,637,799.50</u>
Cash Outflows		
Replensihment of Negotiated MDS Check (for BTr)		
Remittance to National Treasury		
Payment of Expenses		
Payment of Personnel Services		421,604.08
Payment of Maintenance and Other Operating Expenses		3,901,312.76
Purchases of Inventories		
Purchase of inventories held for consumption		
Grant of Cash Advance		
Advances for Operating Expenses		
Advances for payroll		
Advances to Officers and Employees		563,171.56
Payment of Accounts Payable		1,400.00
Total Cash Outflows	Php	<u>4,887,488.40</u>
Net Cash Provided by (Used in) Operating Activities	Php	(1,249,688.90)
Cash Flows from Investing Activities		-
Cash Flows from Financing Activities		-
Increase/Decrease in Cash Equivalents	Php	(1,249,688.90)
Cash and Cash Equivalents, January 1, 2017		22,604,335.77
Cash and Cash Equivalents, March 31, 2017	Php	<u><u>21,354,646.87</u></u>

Prepared by:


RHONA M. MARASIGAN
Administrative Officer IV

Noted by:


ASUNCION M. ORDOÑA
Provincial Director

TESDA OrMin Provincial Office
STATEMENT OF FINANCIAL POSITION
FUND 101101
As of March, 2017

ASSETS

Current Assets

Cash and Cash Equivalents	Php	21,354,646.87
Receivables		54,044.36
Inventories		1,800.00
Other Current Assets		

Total Current Assets Php 21,410,491.23

Non-Current Assets

Investments		
Investment Property		
Property, Plant and Equipment	Php	1,145,323.93

Total Non-Current Assets Php 1,145,323.93

TOTAL ASSETS Php 22,555,815.16

LIABILITIES AND NET ASSETS/EQUITY

Liabilities

Current Liabilities

Financial Liabilities	Php	4,205,271.61
Inter-Agency Payables		65,228.69
Intra-Agency Payables		3,579.70

Total Current Liabilities Php 4,274,080.00

Non-Current Liabilities -

Total Liabilities Php 4,274,080.00

Net Assets/Equity

Accumulated Surplus/Deficit Php 18,281,735.16

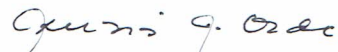
Total Net Assets/Equity Php 18,281,735.16

TOTAL LIABILITIES AND NET ASSETS/EQUITY Php 22,555,815.16

Prepared by:


RHONA M. MARASIGAN
 Administrative Officer IV

Noted by:


ASUNCION M. ORDOÑA
 Provincial Director

TESDA OrMin Provincial Office
DETAILED STATEMENT OF FINANCIAL POSITION
FUND 101101
As of March, 2017

ASSETS

Current Assets

Cash and Cash Equivalents		
Cash on Hand		
Petty Cash	10,000.00	
Cash-Collecting Officer	<u>3,600.00</u>	13,600.00
Cash in Bank-Local Currency		
Cash in Bank-Local Currency, Current Account	<u>21,341,046.87</u>	21,341,046.87
Receivables		
Other Receivables		
Due from Officers and Employees	<u>54,044.36</u>	54,044.36
Inventories		
Inventories Held for Consumption		
Office Supplies Inventory	-	
Accountable Forms, Plates ad Stickers Inventory	1,800.00	
Other Supplies and Materials	<u> </u>	1,800.00
Other Current Assets		
		<u> </u>
Total Current Assets	Php	21,410,491.23

Non-Current Assets

Investments		
Investment Property		
Property, Plant and Equipment		
Machinery and Equipment		
Office Equipment	Php 14,990.00	
Accumulated Depreciation-Office Equipment	<u>(5,921.10)</u>	
Net Value		9,068.90
Information and Communication Technology Equipment	61,850.00	
Accumulated Depreciation-ICT Equipment	<u>(14,666.25)</u>	
Net Value		47,183.75
Communication Equipment	27,800.00	
Accumulated Depreciation-Communication Equipment	<u>(25,020.00)</u>	
Net Value		<u>2,780.00</u>
Total Machinery and Equipment		59,032.65
Transportation Equipment		
Motor Vehicles	971,960.00	
Accumulated Depreciation-Motor Vehicles	<u>(317,622.65)</u>	
Net Value		654,337.35
Furniture, Fixtures and Books		
Furniture and Fixtures	430,442.00	
Accumulated Depreciation-Furniture and Fixtures	<u>(180,617.60)</u>	
Net Value		249,824.40
Other Property, Plant and Equipment		
Other Property, Plant and Equipment	3,575.00	
Accumulated Depreciation-Other Property, Plant and Equipment	<u>(1,287.00)</u>	
Net Value		2,288.00
Other Non-Current Assets		
Other Assets		179,841.53
Total Non-Current Assets	Php	1,145,323.93
TOTAL ASSETS	Php	<u>22,555,815.16</u>

LIABILITIES AND NET ASSETS/EQUITY

LIABILITIES

Current Liabilities

Financial Liabilities

Payables

Accounts Payable

4,205,151.63

Due to Officers and Employees

119.98

4,205,271.61

Inter-Agency Payables

Due to BIR

57,124.76

Due to GSIS-RLIP

988.44

Due to GSIS-Salary Loan

7,115.49

Due to Pag-ibig - Premium

-

Due to Pag-ibig - MPL

-

Due to Philhealth

-

Due to GOCCs

-

65,228.69

Intra-Agency Payables

Due to Regional Offices

3,579.70

3,579.70

Total Current Liabilities

Php

4,274,080.00

Non-Current Liabilities

-

TOTAL LIABILITIES

Php

4,274,080.00

NET ASSETS/EQUITY

Equity

Accumulated Surplus/Deficit

18,281,735.16

TOTAL NET ASSETS/EQUITY

Php

18,281,735.16

TOTAL LIABILITIES AND NET ASSETS/EQUITY

Php

22,555,815.16

Prepared by:


RHONA M. MARASIGAN
Administrative Officer IV

Noted by:


ASUNCION M. ORDOÑA
Provincial Director

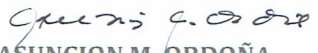
TESDA OrMin Provincial Office
STATEMENT OF CHANGES IN NET ASSETS/EQUITY
FUND 101101
As of March, 2017

Balance at January 1, 2017	Php	19,367,171.20
Changes in accounting policy		
Prior Period Adjustments/ Unrecorded Income/Expenses		80,000.00
Other Adjustments		
Restated Balance		19,447,171.20
Changes in Net Assets/Equity for the Calendar Year		
Adjustment of revenue recognized directly in net assets/equity		
Surplus for the period		(1,165,436.04)
Total recognized revenue and expenses for the period		(1,165,436.04)
Others		
Balance at March 31, 2017	Php	18,281,735.16

Prepared by:


RHONA M. MARASIGAN
Admin Officer IV

Noted by:


ASUNCION M. ORDOÑA
Provincial Director

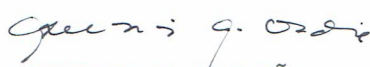
TESDA OrMin Provincial Office
STATEMENT OF FINANCIAL PERFORMANCE
FUND 101101
As of March, 2017

REVENUE	AMOUNT
Tax Revenue	Php
Service and Business Income	
Shares, Grants and Donations	
Gains	
Total Revenue	<hr style="width: 100%;"/>
Less: Current Operating Expenses	
Personnel Services	1,290,182.57
Maintenance and Other Operating Expenses	3,670,631.46
Non-Cash Expenses	
Total Current Operating Expenses	<hr style="width: 100%;"/>
	4,960,814.03
Surplus/Deficit from Current Operations	<hr style="width: 100%;"/>
	(4,960,814.03)
Net Financial Assistance/Subsidy	3,795,377.99
Surplus/Deficit for the Period	<hr style="width: 100%;"/>
	Php (1,165,436.04) <hr style="width: 100%;"/>

Prepared by:


RHONA M. MARASIGAN
 Administrative Officer IV

Noted by:


ASUNCION M. ORDOÑA
 Provincial Director

TESDA OrMin Provincial Office
DETAILED STATEMENT OF FINANCIAL PERFORMANCE
FUND 101101
As of March, 2017

REVENUE	AMOUNT
Tax Revenue	-
Total Revenue	-
Less: Current Operating Expenses	
Personnel Services	
Salaries and Wages	
Salaries and Wages-Regular	1,012,073.11
Total Salaries and Wages	<u>1,012,073.11</u>
Other Compensation	
Personal Economic Relief Allowance (PERA)	54,000.00
Representation Allowance (RA)	25,500.00
Transportation Allowance (TA)	25,500.00
Clothing/Uniform Allowance	40,000.00
Total Other Compensation	145,000.00
Personnel Benefit Contributions	
Retirement and Life Insurance Premium	118,371.96
Pag-ibig Contributions	2,700.00
Philhealth Contributions	9,337.50
Employees Compensation Insurance Premiums	2,700.00
Total Personnel Benefit Contributions	<u>133,109.46</u>
Total Personnel Services	Php <u>1,290,182.57</u>
Maintenance and Other Operating Expenses	
Traveling Expenses	
Traveling Expenses - Local	17,709.06
Total Traveling Expenses	17,709.06
Training and Scholarship Expenses	
Training Expenses	
Scholarship Grants/Expenses	3,473,490.00
Total Training and Scholarship Expenses	<u>3,473,490.00</u>
Supplies and Material Expenses	
Fuel, Oil and Lubricants Expense	11,508.65
Total Supplies and Material Expenses	11,508.65
Utility Expenses	
Water Expenses	
Electricity Expenses	26,751.20
Total Utility Expenses	<u>26,751.20</u>
Communication Expenses	

