

TESDA OrMin Provincial Office
STATEMENT OF CASH FLOWS
FUND 207535
As of June, 2017

Cash Flows from operating Activities		
Receipt of Notice of Cash Allocation	Php	
Collection of Income/Revenue		345,910.00
Total Cash Inflows		345,910.00
Cash Outflows		
Replensihment of Negotiated MDS Check (for BTr)		
Remittance to National Treasury		
Payment of Expenses		160,998.28
Purchases of Inventories		202,500.00
Total Cash Outflows		363,498.28
Net Cash Provided by (Used in) Operating Activities		(17,588.28)
Cash Flows from Investing Activities		-
Cash Flows from Financing Activities		-
Increase/Decrease in Cash Equivalents		(17,588.28)
Cash and Cash Equivalents, January 1, 2017		84,472.84
Cash and Cash Equivalents, June 30, 2017	Php	66,884.56

Prepared by:


RHONA M. MANASIGAN
 Administrative Officer IV

Noted by:



ASUNCION M. ORDOÑA
 Provincial Director

TESDA OrMin Provincial Office
STATEMENT OF CASH FLOWS
FUND 207535
As of June, 2017

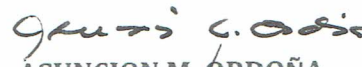
Cash Flows from operating Activities

Receipt of Notice of Cash Allocation	Php	
Collection of Income/Revenue		
Collection of Other Income		345,910.00
Receipt of Assistance and Subsidy from other NGAs, LGUs and GOCCs		
Subsidy from Other NGAs		
Total Cash Inflows	Php	345,910.00
 Cash Outflows		
Payment of Expenses		
Payment of Maintenance and Other Operating Expenses		160,998.28
Purchases of Inventories		202,500.00
Purchase of inventories held for consumption		-
Total Cash Outflows	Php	363,498.28
 Net Cash Provided by (Used in) Operating Activities	Php	(17,588.28)
 Cash Flows from Investing Activities		-
Cash Flows from Financing Activities		-
 Increase/Decrease in Cash Equivalents	Php	(17,588.28)
Cash and Cash Equivalents, January 1, 2017		84,472.84
Cash and Cash Equivalents, June 30, 2017	Php	66,884.56

Prepared by:


RHONA M. MARASIGAN
Administrative Officer IV

Noted by:


ASUNCION M. ORDOÑA
Provincial Director

TESDA OrMin Provincial Office
STATEMENT OF FINANCIAL POSITION
FUND 207535
As of June, 2017

ASSETS

Current Assets

Cash and Cash Equivalents	Php	66,884.56
Receivables		-
Inventories		222,480.00
Other Current Assets		

Total Current Assets	Php	289,364.56
-----------------------------	-----	------------

Non-Current Assets

Property, Plant and Equipment	Php	182,006.33
-------------------------------	-----	------------

Total Non-Current Assets	Php	182,006.33
---------------------------------	-----	------------

TOTAL ASSETS	Php	471,370.89
---------------------	-----	-------------------

LIABILITIES AND NET ASSETS/EQUITY

Liabilities

Current Liabilities

Financial Liabilities	Php	46,101.96
Inter-Agency Payables		239.94

Total Current Liabilities	Php	46,341.90
----------------------------------	-----	-----------

Non-Current Liabilities

Total Liabilities	Php	46,341.90
--------------------------	-----	-----------


Net Assets/Equity

Accumulated Surplus/Deficit	Php	425,028.99
-----------------------------	-----	------------

Total Net Assets/Equity	Php	425,028.99
--------------------------------	-----	-------------------

TOTAL LIABILITIES AND NET ASSETS/EQUITY	Php	471,370.89
--	-----	-------------------

Prepared by:


RHONA M. MARASIGAN
Admin Officer IV

Noted by:


ASUNCION M. ORDOÑA
Provincial Director

TESDA OrMin Provincial Office
DETAILED STATEMENT OF FINANCIAL POSITION
FUND 207535
As of June, 2017

ASSETS

Current Assets

Cash and Cash Equivalents

Cash on Hand

Petty Cash

Cash-Collecting Officer

-
15,371.22 15,371.22

Cash in Bank-Local Currency

Cash in Bank-Local Currency, Current Account

-
51,513.34 51,513.34

Inventories

Inventories Held for Consumption

Office Supplies Inventory

Accountable Forms, Plates ad Stickers Inventory

Other Supplies and Materials

-
222,480.00
- 222,480.00

Other Current Assets

Total Current Assets

Php 289,364.56

Non-Current Assets

Property, Plant and Equipment

Machinery and Equipment

Office Equipment

Accumulated Depreciation-Office Equipment

Net Value

Php 52,159.00
(16,445.67) 35,713.33

Information and Communication Technology Equipment

Accumulated Depreciation-ICT Equipment

Net Value

180,800.00
(86,995.51) 93,804.49

Communication Equipment

Accumuated Depreciation-Communication Equipment

Net Value

-
- -

Total Machinery and Equipment

129,517.82

Furniture, Fixtures and Books

Furniture and Fixtures

Accumulated Depreciation-Furniture and Fixtures

Net Value

70,810.00
(27,551.85) 43,258.15

Other Non-Current Assets

Other Assets

9,230.36

Total Non-Current Assets

Php 182,006.33

TOTAL ASSETS

Php 471,370.89

LIABILITIES AND NET ASSETS/EQUITY

LIABILITIES

Current Liabilities

Financial Liabilities

Payables

Accounts Payable

46,101.96

Due to Officers and Employees	-	46,101.96
Inter-Agency Payables		
Due to BIR	239.94	
Due to GOCCs	-	239.94
Intra-Agency Payables		
Due to Regional Offices	-	-
Total Current Liabilities	Php	46,341.90
Non-Current Liabilities		-
TOTAL LIABILITIES	Php	46,341.90
NET ASSETS/EQUITY		
Equity		
Accumulated Surplus/Deficit		425,028.99
TOTAL NET ASSETS/EQUITY	Php	425,028.99
TOTAL LIABILITIES AND NET ASSETS/EQUITY	Php	471,370.89

Prepared by:


RHONA M. MARASIGAN
Admin Officer IV

Noted by:


ASUNCION M. ORDOÑA
Provincial Director

TESDA OrMin Provincial Office
STATEMENT OF CHANGES IN NET ASSETS/EQUITY
FUND 207535
As of June, 2017

Balance at January 1, 2017	Php	
Changes in accounting policy		241,627.29
Prior Period Adjustments/ Unrecorded Income/Expenses		(1,390.62)
Other Adjustments		
Restated Balance		<u>240,236.67</u>
Changes in Net Assets/Equity for the Calendar Year		
Adjustment of revenue recognized directly in net assets/equity		
Surplus for the period		<u>184,792.32</u>
Total recognized revenue and expenses for the period		<u>184,792.32</u>
 Others		
 Balance at June 30, 2017	 Php	 <u><u>425,028.99</u></u>

Prepared by:


RHONA M. MABASIGAN
Administrative Officer IV


Noted by:


ASUNCION M. ORDOÑA
Provincial Director

TESDA OrMin Provincial Office
STATEMENT OF FINANCIAL PERFORMANCE
FUND 207535
As of June, 2017

REVENUE	AMOUNT
Tax Revenue	Php
Service and Business Income	345,910.00
Shares, Grants and Donations	
Gains	
Total Revenue	345,910.00
Less: Current Operating Expenses	
Personnel Services	-
Maintenance and Other Operating Expenses	161,117.68
Non-Cash Expenses	
Total Current Operating Expenses	161,117.68
Surplus/Deficit from Current Operations	184,792.32
Net Financial Assistance/Subsidy	-
Surplus/Deficit for the Period	Php 184,792.32

Prepared by:


RHONA M. MARASIGAN
 Administrative Officer IV


Noted by:


ASUNCION M. ORDOÑA
 Provincial Director

TESDA OrMin Provincial Office
DETAILED STATEMENT OF FINANCIAL PERFORMANCE
FUND 207535
As of June, 2017

REVENUE		AMOUNT
Tax Revenue	Php	-
Service and Business Income		
Other Service Income		345,910.00
Shares, Grants and Donations		-
Gains		-
Total Revenue		345,910.00
Less: Current Operating Expenses		
Personnel Services		
Total Personnel Services	Php	-
Maintenance and Other Operating Expenses		
Traveling Expenses		
Traveling Expenses - Local		32,330.00
Total Traveling Expenses		32,330.00
Communication Expenses		
Telephone Expenses - Mobile		1,910.20
Total Communication Expenses		1,910.20
Professional Services		
Other Professional Services		126,837.48
Total Professional Services		126,837.48
Other Maintenance and Operating Expenses		
Other Maintenance and Operating Expenses		40.00
Total Other Maintenance and Operating Expenses		40.00
Total Maintenance and Other Operating Expenses	Php	161,117.68
Current Operating Expenses		161,117.68
Surplus/Deficit from Current Operations	Php	184,792.32
Financial Assistance/Subsidy from NGAs, LGUs, SUCCs		
Net Financial Assistance/Subsidy	Php	-
Surplus/Deficit for the Period	Php	184,792.32

Prepared by:


RHONA M. MARASIGAN
 Administrative Officer IV

Noted by: 


ASUNCION M. ORDOÑA
 Provincial Director